



FALMOUTH
SCHOOL

Year 11 PPE Spring 2025
Guidance Booklet

Contents:

- Pg. 3: Introduction & Timetable
- Pg. 4: English Language
- Pg. 5: English Literature
- Pg. 6: Maths
- Pg. 7: Science
- Pg. 9: History
- Pg. 10: Geography
- Pg. 12: Catering
- Pg. 13: Engineering
- Pg. 14: Child Development
- Pg. 16: Design Technology
- Pg. 17: French
- Pg. 18: Spanish
- Pg. 19: Additional Resources

Welcome to your PPE guidance booklet! The following information is designed to equip you with the resources you need to succeed in the upcoming Pre-Public Exams (PPEs). Inside, you'll find the exam timetable and a wealth of resources to support your preparation.

Remember, there are three main reasons for conducting these PPEs: first, to provide you with a realistic experience of what the summer exams will feel like; second, to give you the opportunity to test your independent revision strategies and discover what works best for you; and third, to offer a snapshot of your current strengths and weaknesses, helping both you and your teachers focus revision on key areas. We wish you all the best in your exam preparation.

PPE 2 Timetable - Week 1

Day	Tutor	P1	P2		P3	P4		P5
Monday 13 th	As normal			B r e a k	English Literature - 2hr 15mins		B r e a k	Lunch extends into P5
Tuesday 14 th	English Language - 1hr 45mins		History: Crime and Punishment – 1hr 20mins		As normal			
Wednesday 15 th	Biology Triple – 1hr 45mins Biology Combined – 1hr 15mins		Spanish Writing Higher – 1hr 15mins Foundation – 1hr 5mins		Child Development – 2hrs			
Thursday 16 th	As normal	Maths Paper 1 Non Calc – 1hr 30mins			Geography Paper 1 – 1hr 30mins			French Listening Higher – 45mins Foundation – 35mins
Friday 17 th	Chemistry Triple – 1hr 45mins Chemistry Combined – 1hr 15mins				Geography Paper 2 – 1hr			As normal

PPE 2 Timetable - Week 2

Day	Tutor	P1	P2		P3	P4		P5
Monday 20 th	Design Technology – 2hrs			B r e a k	Catering – 1hr 30mins		B r e a k	French Reading Higher – 1hr Foundation – 45mins
Tuesday 21 st	As normal	Spanish Listening Higher – 45mins Foundation – 35mins			Maths Paper 3 Calculator – 1hr 30mins			As normal
Wednesday 22 nd	Physics Triple – 1hr 45mins Physics Combined – 1hr 15mins				French Writing Higher – 1hr 15mins Foundation – 1hr 5mins			Spanish Reading Higher – 1hr Foundation – 45mins
Thursday 23 rd	As normal	History: Weimar and Nazi Germany - 1hr 30mins			Engineering – 1hr 30mins			As normal
Friday 24 th	Catchup as needed				Catchup as needed			Catchup as needed

Our suite of online platforms is always available to support students in building their learning and understanding. We encourage all students to take full advantage of these innovative tools. These platforms include Sparx Maths, Seneca, Tassomai English, and Tassomai Science.



English Language

Exam board: AQA



What will be covered in the year 11 paper?	Revision resources, and how can parents/carers help?
<p>Paper 2 Full paper 1hr 45m</p>	<ul style="list-style-type: none"> • Encourage them to practice annotating and analysing texts they haven't studied before. • Time them while they plan responses to questions. Can they focus on individual words or techniques and explain the effect on the reader? • Ensure they know what is required for each of the Paper 2 questions. • Quiz them using language technique flashcards. • If they have kept old exercise books and booklets, have them review key pieces of work and take notes.

Revision activities must make you think hard, and must make you retrieve knowledge from your long-term memory. The following revision techniques work well in English:

Revision Activity	How should you do this, to ensure it is effective?
Flashcards	<p>Make sure each card contains only a small amount of information—ideally, a single word or concept with a concise definition. Use the cards to test your memory: place the ones you answer correctly in one pile and the incorrect ones in another. Keep redoing the incorrect cards until you get them all right, then review the entire set to reinforce your knowledge. Repeat this regularly. This method can help you learn to identify techniques and recall the effects of specific techniques.</p>
Revision Guides	<p>Use the Snap Guide Reading and Writing revision guides we provided. Start by reading the information and reducing it to bullet points. Test yourself on those bullet points—can you remember them? Then, complete some of the questions in the revision guides. Use the answers in the back to mark your work, improve it, or bring it to your English teacher for feedback.</p>
Seneca	<p>Use Seneca to check your understanding of the English Language requirements. Your teacher will guide you to specific topics to focus on as you prepare for the PPEs.</p>
Read	<p>There is no substitute for reading as much and as widely as possible. Reflect on what you're reading—discuss it with someone else. What makes it interesting? What have you learned about a character, and how did you come to that conclusion?</p>

English Literature

Exam board: AQA



What will be covered in the year 11 paper?	Revision resources, and how can parents/carers help?
<p>Paper 2: (2hr 15 mins) <i>An Inspector Calls</i> Choice of 2 essay questions. (40mins)</p> <p><i>Power and Conflict Poetry</i> 1 Comparison question on a named poem plus Anthology poem of choice (40mins)</p> <p><i>Unseen Poetry</i> 1 essay question (35mins)</p> <p><i>Unseen Poetry comparison</i> 1 short answer question (15 mins)</p>	<ul style="list-style-type: none"> • Make sure that your child knows the plot to each literature text and if they don't, they need to re-read it! • Time them planning responses to questions: can they plot out 6-8 points they would like to make; do they know a quotation for each; can they link ideas to context? • Ensure that they have revised enough of the Power and Conflict poems that they have at least 5 to write about in detail • Practice annotating and analysing poems that they've not studied before. • If they struggle to plan essays or annotate extracts, this is where revision needs to be focused. • Question them on quotation flash cards. • Read the text yourself, so that you can discuss it with your child! • If they have kept old exercise books and booklets, task your child to read through them and take notes on key pieces of work.

Revision activities must make you think hard, and must make you retrieve knowledge from your long-term memory. The following revision techniques work well in English:

Revision Activity	How should you do this, to ensure it is effective?
Flashcards	Make sure you don't have too much information on each card. Ideally, a single word/concept with a concise definition. Use them to <u>test your memory</u> . Put the ones you get correct in one pile, then redo the ones you didn't get right. Repeat until all are correct, then repeat all to make sure. Do this regularly.
Revision Wheel	Pick a character or theme from any text and write one quotation or fact for each hour around the clock. Then order them in a way that would make sense in an essay question on that topic.
Revision Guides	Use the Snap Guide revision guides we have given you. Read the information, reduce it to bullet points. Test yourself on those bullet points. Can you remember them? Then do some of the questions in the revision guides. Use the answers in the back to mark them and then improve them or bring them to your English teacher to be marked.

Maths

Exam board: AQA

Paper 1, 90 minutes, non-calculator

Paper 3, 90 minutes, calculator



Links to revision resources
<p>https://corbettmaths.com/</p> <p>https://www.sparxmaths.uk</p> <p>https://www.bbc.co.uk/bitesize/subjects/z38pycw</p> <p>Use the QLAs provided from each of your assessments to ensure you work smart as well as hard.</p>

Revision activities must make you think hard, and must make you retrieve knowledge from your long-term memory. The following revision techniques work well in Maths:

Revision Activity	How should you do this, to ensure it is effective?
Corbett maths videos	Look up a topic from the <i>5 a day</i> , a QLA feedback form or the revision list in Corbett maths, watch the video and try some questions. Self mark.
Sparx videos	In the independent learning section search for a topic from the <i>5 a day</i> , QLA or revision list. Watch the video and try some questions
Maths revision tips	Little and often, 20 minute sessions three times a week. Revisit previous revision topics at a later date. To revise maths you must do maths, answer some questions and self mark. We can support if you are struggling.

Please also check the resources posted on all maths Google Classrooms with further details about topics and revision.





Science: Combined Trilogy or Triple




Exam board: AQA






- 1 Biology paper, 75 minutes
- 1 Chemistry paper, 75 minutes
- 1 Physics paper, 75 minutes

Links to revision resources	
https://cognitoedu.org/home#0 https://www.tassomai.com/ https://www.aqa.org.uk/subjects/science https://www.bbc.co.uk/bitesize/subjects/z7nyqk7	 

Revision activities must make you think hard, and must make you retrieve knowledge from your long-term memory. The following revision techniques work well in science:

Revision Activity	How should you do this, to ensure it is effective?
<p>Topics for revision have been uploaded to Google Classroom.</p> <p>Each topic has links to several videos that break down the topic into smaller chunks</p>	
Exam	Content for each exam
Biology	<ul style="list-style-type: none"> ● Homeostasis and Control ● Ecology ● Genetics and Evolution (Triple Only)
Chemistry	<ul style="list-style-type: none"> ● Rates of Reaction ● Organic Chemistry ● Chemistry of the Atmosphere ● Using Resources
Physics	<ul style="list-style-type: none"> ● Forces ● Waves and EM Spectrum ● Magnetism



Free revision resources:

Resource	What is it?	Link
Year 11 Google Classroom Revision Hub	Useful revision resources available e.g. past exam papers, links to website, useful information. Class code = bzuhbdc	
Physics Data sheet	This shows a complete list of all the equations that pupils will be expected to learn and be able to use	Provided
Seneca Learning	A teaching and quizzing revision resource (free). Can be used as an app on their phone.	
Cognito Learning	A free website which provides lots of revision resources as well as past exam papers and mark schemes.	
Tassomai	A revision resource which quizzes pupils. Pupils should be meeting their daily goal. This can be tracked by their class teachers. Pupils can also get this as an app on their phone.	
Focus e-Learning (simulation of required practicals)	A website which allows you to complete practical simulations for the required practicals in Biology, Chemistry and Physics.	

History

Exam board: Edexcel



What does the paper contain?	Links to revision resources
<p>Paper 1: Crime and Punishment 1hr 20 mins Paper 3: Weimar and Nazi Germany 1hr 30 mins</p>	<p>https://www.bbc.co.uk/bitesize/topics/zymqwxs https://www.bbc.co.uk/bitesize/guides/zk6k96f/revision/1 https://senecalearning.com/en-G_B/</p>
<p>Topics include:</p> <ul style="list-style-type: none"> • All of Germany topics • All of Crime and Punishment and Whitechapel 	 



Revision activities must make you think hard, and must make you retrieve knowledge from your long-term memory. The following revision techniques work well in History:

Revision Activity	How should you do this, to ensure it is effective?
Flashcards	Make sure you don't have too much information on each card. Ideally, a single word/concept with a concise definition. Use them to test your memory. Put the ones you get correct in one pile, then redo the ones you didn't get right. Repeat until all are correct, then repeat all to make sure. Do this regularly.
Revision clocks	Fill in each section from memory first, then go around a second time using a textbook or your exercise book to add extra information and detail. Spend a set amount of time on each section (eg. two minutes or five minutes on each section). These are available on the Google Classroom.
Listen to podcasts	There are plenty of podcast recommendations on the Google Classroom to help you expand your knowledge.
Reading	On Google Classroom are links to wider reading related to the topics as well as case study reading.

Geography

Exam board: AQA



What does the paper contain?	Links to revision resources
<p>Partial Paper 1 - Living with the Physical Environment 45 minutes</p> <p>Partial Paper 2 - Urban and Fieldwork 45 minutes</p>	<p>https://www.internetgeography.net/aqa-gcse-geography/</p> <p>https://www.bbc.co.uk/bitesize/examspecs/zy3ptyc</p> <p>https://senecalearning.com/en-GB/</p> <div style="display: flex; justify-content: space-around; align-items: center;">   </div>
<p>Topics will include:</p> <ul style="list-style-type: none"> • Paper 1: • Coast • Tectonics • Climate Change (this your current topic) • Paper 2: • Urban Issues - London and Lagos • Field Work Section B 	<ul style="list-style-type: none"> • Become familiar with the required knowledge by using the textbook, your exercise books, revision booklets and knowledge organisers. • Get family and friends to test you on the key terms! • Test yourself using flash cards. • Use Seneca to practise your knowledge and understanding. • Complete practice questions. Hand them in to your teacher for marking.

Revision activities must make you think hard, and must make you retrieve knowledge from your long-term memory. The following revision techniques work well in Geography:

Revision Activity	How should you do this, to ensure it is effective?
Flashcards	Make sure you don't have too much information on each card. Ideally, a single word/concept with a concise definition. Use them to test your memory. Put the ones you get correct in one pile, then redo the ones you didn't get right. Repeat until all are correct, then repeat all to make sure. Do this regularly.

Revision clocks	Fill in each section from memory first, then go around a second time using a textbook or your exercise book to add extra information and detail. Spend a set amount of time on each section (eg. two minutes or five minutes on each section). These are available on the Google Classroom.
Case study matts	Use the sheets to collate information about specific case studies, so that it is all in one place. You can then use these to revise from. These are available on Google Classroom.
Reading	On Google Classroom are links to wider reading related to the topics as well as case study reading.
Other	All the lesson slides that we have covered across Y10 (so far) are on Google Classroom for you to use. You can use these to help you fill in your revision clocks, case study matts, flashcards or your own independent revision.

Catering

Exam board: WJEC



What will be covered in the year 11 paper?	Revision resources
Exam: 1hr 30 mins	https://www.wjec.co.uk/umbraco/surface/blobstorage/download?nodeId=48602 https://resources.wjec.co.uk/Pages/ResourceSingle.aspx?rId=4864 https://resources.wjec.co.uk/Pages/ResourceSingle.aspx?rId=6366 https://www.bbc.co.uk/bitesize/topics/znth9g


Revision activities must make you think hard, and must make you retrieve knowledge from your long-term memory. The following revision techniques work well in Maths:

Revision Activity	How should you do this, to ensure it is effective?
Knowledge Organiser	One of the links above takes you to a key online knowledge organiser for the course and is written by the exam board. It is worth visiting for you to plan out your tasks..
Q-Cards	Independent study is important and, using the BBC Bitesize website, do plan out your own questions and answers. This website has some of the best information videos that you can access and breaks the key topics in the knowledge organiser website into smaller chunks.
Tips	Revision is about chunking up the learning into small 30-minute sessions and to also revisit topics after a 15 minute break. Little and often is key.

Engineering

Exam board: WJEC



What does the paper contain?	Links to revision resources
<p>Solving Engineering Problems 90 minutes</p>	<p>Link to Knowledge organisers: https://classroom.google.com/w/NTM2MDkyMzU0Mjc/tc/NjMxODU2NzA3NTU3</p>
<p>Topics for this paper will include:</p> <ul style="list-style-type: none"> • Types of Welding • Bike design for safety • Materials & properties • Surface finishes for metals • Material testing methods • Semi-permanent joining methods • Engineering tools • How to create chamfers • Health & Safety in the workshop • Engineering machines • Prolonging the life of cutting tools on machines • Roller coaster design and structures • Virtual Reality in the manufacturing industry 	<p>Engineering virtual learning platform: use this amazing resource to find out information and revise key topics:</p>  <p>www.focuseducational.com/login-to-focus-elearning/ Username: student@falmouthschool36860 Password: thjbs5jp7</p> <p>The amazing engineering behind roller coasters Metal America: How Are Rollercoasters Fabricated?</p> <ul style="list-style-type: none"> • Watch the video links above and take notes. • Get family and friends to test you on the key terms! • Test yourself using flash cards. . • Complete practice questions. Hand them in to your teacher for marking.

Revision Activity	How should you do this, to ensure it is effective?
Knowledge Organiser	One of the links above takes you to key online knowledge organisers for the course and is written by the exam board. It is worth visiting for you to plan out your tasks..
Q-Cards	Independent study is important and, using the Focus-E-Learning software will help you plan out your own questions and answers. This website has some great information videos that you can access and breaks down the key topics in the knowledge organiser into smaller chunks.
Tips	Revision is about chunking up the learning into small 30-minute sessions and to also revisit topics after a 15 minute break. Little and often is key.


Child Development



Exam board: Pearson – Actual Exam

In January you will sit Component 3 (2 hours, 60 maximum mark)

Your full course title is: BTEC Tech Award in Child Development (Awarding body is Pearson)

What will be covered in the exam?	Links to revision resources
<p>Individual needs of children</p> <p>How individual needs impact learning and development</p> <p>Ensuring all children are safe</p> <p>Health and safety for inside AND outside environments</p> <p>How to adapt play activities</p> <p>Benefits of adapting activities</p>	<p>https://qualifications.pearson.com/en/qualifications/btec-tech-awards/child-development-2022.html</p> <p>Google Classroom – resources, lessons and past papers</p> <div data-bbox="466 1010 659 1252" style="display: inline-block; text-align: center;">  </div> <p>Textbook</p>

Revision activities must make you think hard, and must make you retrieve knowledge from your long-term memory. The following revision techniques work well in Child Development:

Revision Activity	How should you do this, to ensure it is effective?
-------------------	--

Flashcards	Make sure you don't have too much information on each card. Ideally, a single word/concept with a concise definition. Use them to test your memory. Put the ones you get correct in one pile, then redo the ones you didn't get right. Repeat until all are correct, then repeat all to make sure. Do this regularly.
Revision clocks	Fill in each section from memory first, then go around a second time using a your exercise book or scrapbook to add extra information and detail. Spend a set amount of time on each section (eg. two minutes or five minutes on each section).
Other	All the lesson slides that we have covered across Y11 are on Google Classroom for you to use. You can use these to help you fill in your revision clocks, flashcards, add to your scrapbook or your own independent revision.

Design & Technology

Exam board: AQA

Written exam: 2 hours



Links to revision resources
https://www.focuselearning.co.uk/u/36860/qtsecjxEIDgswuFCcxgBonlehmidjAkDz
https://www.focuselearning.co.uk/programmes/mindmap/app/
<p>Check Google Classroom for personalised learning checklists with QR codes relevant to each skill or knowledge area.</p>

The following revision techniques work well in Design & Technology:



Revision Activity	How should you do this to ensure it is effective?
Mind Maps	Mind Maps are a good way to organise your knowledge. Revision is broken down into the key sections to help guide you. Clear colours, and a clear diagram will help. We have our own software for creating MindMaps which can be used. https://www.focuselearning.co.uk/programmes/mindmap/app/
Reading	Reading is essential to give you a broader understanding of the topics. You can read widely on each topic if you so choose. When reading around the topic, please make notes with your reading. Then, use the reading to help with your Mind Maps.
Q&A cards	This will be very useful for future revision for your real exam and if you create a bank of Q&A cards you can store these and come back to them later to test your memory. Making your own Q&A also helps to think, reflect and go back to knowledge. Plan your Q&A around short answers and medium answers only. (1 mark to 4 mark)

French

Exam board: AQA



What will be covered in the exam?	Breakdown of all French topics:	Links to revision resources
<p>Writing: Full paper Foundation (1h) Task 1: Photo task Task 2: 40 word task Task 3: 90 word task Task 4: Translation into French</p> <p>Higher (1h15) Task 1: 90 words Task 2: 150 word task Task 3: Translation into French</p> <p>Reading (higher: 1h; foundation: 45min) Listening (higher: 1h; foundation: 45min)</p>	<p>Theme 1: Family & Friends / Free time / Technology / Festivals</p> <p>Theme 2: Local Area / Holidays / Environment</p> <p>Theme 3: School / Future Plans</p>	<ul style="list-style-type: none"> Vocabulary booklets are available on Google Classroom Sentence builders available on Google Classroom

Revision activities must make you think hard, and must make you retrieve knowledge from your long-term memory. The following revision techniques work well in French:

Revision Activity	How you should you do this, to ensure it is effective?
Flashcards	Make sure you don't have too much information on each card. Ideally, a single word/concept with a concise definition. Use them to <u>test your memory</u> . Put the ones you get correct in one pile, then redo the ones you didn't get right. Repeat until all are correct, then repeat all to make sure. Do this regularly.
Languagenut	Use your logins to access vocabulary practice, sentence builders, grammar and exam skills.
BBC Bitesize	This can help again with key vocab. Revise and practise and even test yourself. Bitesize revision in topic areas.
Memrise / Seneca	This free app that can be downloaded to your phone/tablet to practise words and phrases. It builds up your knowledge bit by bit through multiple choice options and written practice.
AQA Past Papers	Students can access past papers by filling in the following information: French > GCSE > French (8658) – Choose a year. You can download the audio for the listening papers as well as the mark schemes.
Kwiziq	Practise all skills with AI that identifies which areas you need to work on.

Spanish

Exam board: AQA



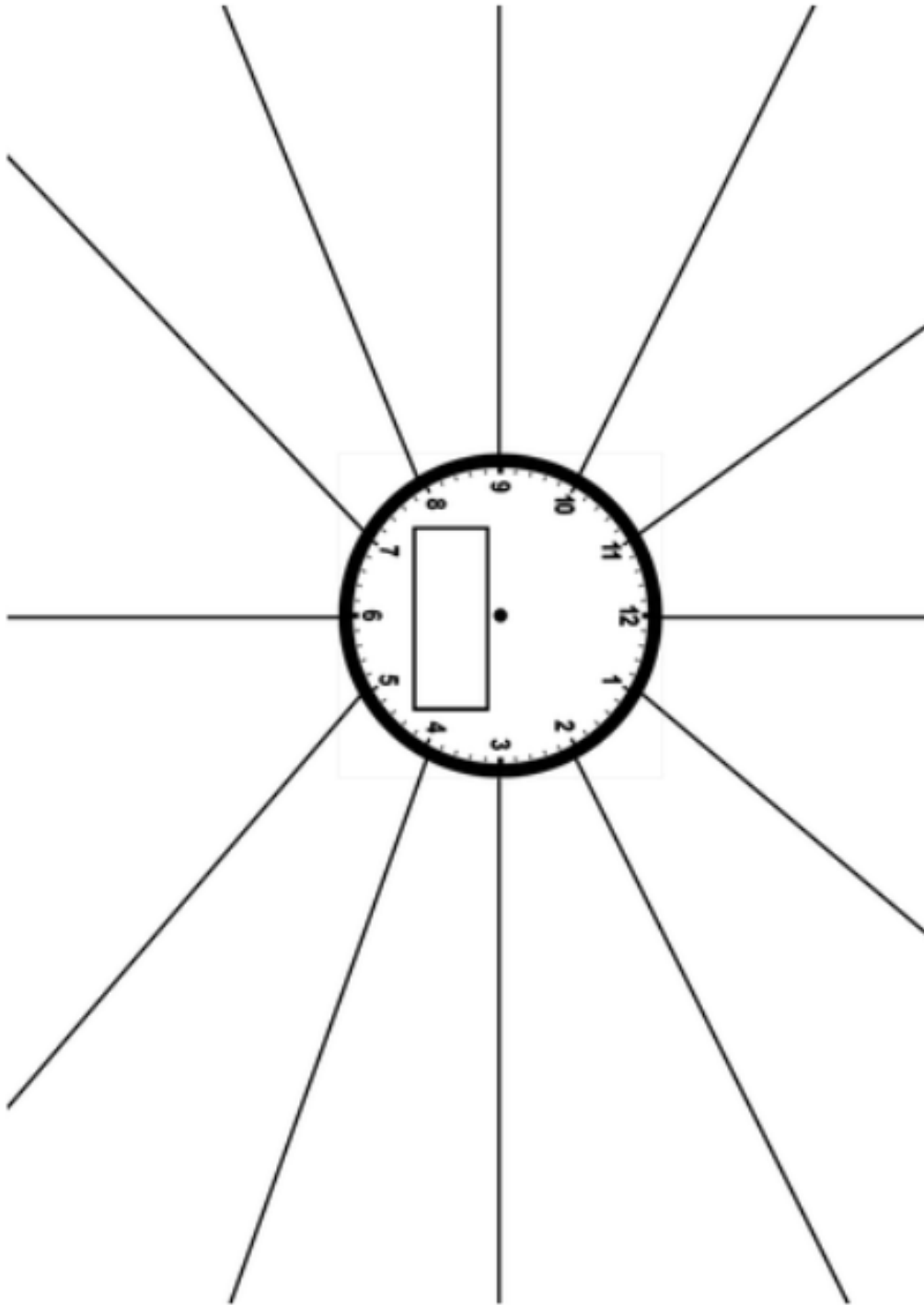
What will be covered in the exam?	Break down of Spanish topics	Links to revision resources
<p>Writing: Full paper Foundation (1h) Task 1: Photo task Task 2: 40 word task Task 3: 90 word task Task 4: Translation into Spanish Higher (1h15) Task 1: 90 words Task 2: 150 word task Task 3: Translation into Spanish</p> <p>Reading (Higher: 1h; Foundation: 45min) Listening</p>	<p>Theme 1: Family & Friends / Free time / Technology / Festivals</p> <p>Theme 2: Local Area / Holidays / Environment</p> <p>Theme 3: School / Future Plans</p>	<ul style="list-style-type: none"> • Vocabulary booklets are available on Google Classroom • Sentence builders available on Spanish Revision Google Classroom

Revision activities must make you think hard, and must make you retrieve knowledge from your long-term memory. The following revision techniques work well in Spanish:

Revision Activity	How you should you do this, to ensure it is effective?
Flashcards	Make sure you don't have too much information on each card. Ideally, a single word/concept with a concise definition. Use them to <u>test your memory</u> . Put the ones you get correct in one pile, then redo the ones you didn't get right. Repeat until all are correct, then repeat all to make sure. Do this regularly.
Languagenut	Use your logins to access vocabulary practice, sentence builders, grammar and exam skills.
BBC Bitesize	This can help again with key vocab. Revise and practise and even test yourself. Bitesize revision in topic areas.
Memrise / Seneca	This free app that can be downloaded to your phone/tablet to practise words and phrases. It builds up your knowledge bit by bit through multiple choice options and written practice.
AQA Past Papers	Students can access past papers by filling in the following information: Spanish > GCSE > Spanish (8698) – Choose a year. You can download the audio for the listening papers as well as the mark schemes.
Kwiziq	Practise all skills with an AI that identifies which areas you need to work on.

Recommended Revision Resources

Revision Clock



Example Weekly Revision Template

WEEKLY REVISION PLANNER								
TIME	MONDAY	TUESDAY	WEDNESDAY	THURSDAY	FRIDAY	TIME	SATURDAY	SUNDAY
8:30AM - 4PM	SCHOOL	SCHOOL	SCHOOL	SCHOOL	SCHOOL	9AM - 10AM	BREAKFAST / SHOWER	BREAKFAST / SHOWER
4PM - 5PM	HOMEWORK	TV / GAMING / SOCIAL MEDIA	HOMEWORK	TV / GAMING / SOCIAL MEDIA	HOMEWORK	10AM - 11AM	REVISION - ENGLISH	REVISION - SCIENCE
5PM - 6PM	DINNER	DINNER	DINNER	DINNER	DINNER	11AM - 1PM	SEEING FRIENDS / LUNCH	SPORT / LUNCH
6PM - 7PM	REVISION - GEOGRAPHY	HOMEWORK	REVISION - HISTORY	REVISION - FRENCH	REVISION - SCIENCE	1PM - 3PM	REVISION - MATHS	REVISION - FLASH CARDS
7PM - 8PM	REVISION - MATHS	REVISION - ENGLISH	FREE TIME	HOMEWORK	FREE TIME	3PM - 5PM	OUT WITH FAMILY	SPORT / TV / GAMING
8PM - 9PM	FREE TIME / SHOWER	FREE TIME / SHOWER	FREE TIME / SHOWER	FREE TIME / SHOWER	FREE TIME / SHOWER	6PM - 8PM	DINNER / FREE TIME	DINNER / FREE TIME

Weekly Revision Planner

Week beginning

Revision Timetable

Time/Date	MON	TUES	WEDS	THURS	FRI	SAT	SUN
7am							
8am							
9am							
10am							
11am							
12 noon							
1pm							
2pm							
3pm							
4pm							
5pm							
6pm							
7pm							
8pm							

Mind Map Template

